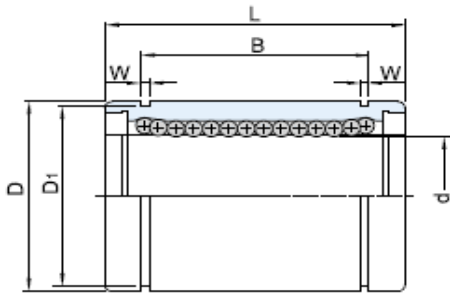


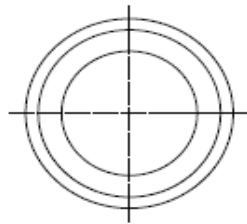
UB A WW SERIES

EUROPIAN SIZE



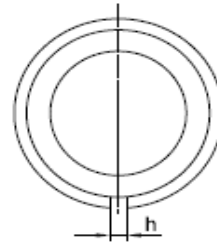
UB - * * A

(Standard Closed Type)



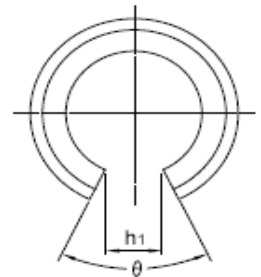
UB - * * AJ

(Clearance Adjustable Type)



UB - * * OP

(Open Type)



Shaft Size d mm	Model				Major Dimensions and Tolerance									Load Capacity	
	Standard Closed Type	Clearance Adjustable Type	Open Type	Ball Circuit	d	D	L	B	W mm	D1 mm	h mm	h1 mm	e	Basic Dynamic Load Rating C (N)	Basic Static Load Rating Co (N)
8	UB-08A	UB-08AJ	-	-	8	16	25	16.5	1.1	15.2	1	-	-	280	420
12	UB-12A	UB-12AJ	UB-12OP	4	12	22	32	22.9	1.3	21	1.5	7	54°	640	950
16	UB-16A	UB-16AJ	UB-16OP	4	16	26	36	24.9	1.3	24.9	1.5	9.6	60°	720	1120
20	UB-20A	UB-20AJ	UB-20OP	4	20	32	45	31.5	1.6	30.3	2	11.7	60°	920	1480
25	UB-25A	UB-25AJ	UB-25OP	5	25	40	58	44.1	1.85	37.5	2	12.5	60°	1070	1670
30	UB-30A	UB-30AJ	UB-30OP	5	30	47	68	52.1	1.85	44.5	2	16.9	60°	1630	2850
40	UB-40A	UB-40AJ	UB-40OP	5	40	62	80	60.6	2.15	59	3	22	60°	2250	4200
50	UB-50A	UB-50AJ	UB-50OP	5	50	75	100	77.6	2.65	72	3	21	50°	3950	8200